

KRONE BROADWAY™

A Structured Cabling System for the Home



KRONE®



KRONE BROADWAY™ provides a Structured Cabling System, that allows the management and distribution of extra low voltage and control signals such as telephone, fax, data, PCs, entertainment and monitoring services. Due to its modular design BROADWAY can be expanded to suit current and future technologies.

A user-friendly patching arrangement and the structured cabling enables services and signals to be simply and quickly rearranged to suit individual requirements.

BROADWAY is available in two different sizes. The BROADWAY Model 10 has 2 configurations that cater for up to 10 areas, The Model 10 Home Cabling System and the Model 10 Base Unit. The smaller version, BROADWAY Model 5, caters for up to 5 areas.

BROADWAY™ Model 10



Model 10 Home Cabling System

BROADWAY Model 10 Base Unit (not shown)

Part No: 6455 1 045-00

Cable management enclosure consisting of

- Cable Management Unit (CMU)
- CMU screw on cover
- 8 way Free to Air TV splitter
- 2 way Back Mount Frame with Disconnection Module
- Blue and Red FMK outlets (Qty. 10 ea.) with Dust Caps.

BROADWAY Model 10 Home Cabling System

Part No: 6455 1 046-00

Distribution System consisting of:

- Cable Management Unit (CMU)
- Door assembly including layout Decal with punch outs
- 8 way Free to Air TV Splitter
- 2 way Back Mount Frame with Disconnection Module
- 8 port HIGHWAY Patch Panel
- PMK outlets with white, red or blue Adaptor Clips (Qty. 5 ea.)
- RJ45 to RJ45 patch leads (Qty. 4)
- 2 way Bi-directional 950-1750MHz Subscription TV Splitter plus five BNC to F type Adaptors
- Blue and Red FMK outlets (Qty. 10 ea.) with Dust Caps
- BNC to F type Patch Leads (Qty. 2)

BROADWAY Model 10 Upgrade Kit (not shown)

Part No: 6455 1 049-00

To upgrade Base Unit (6455 1 045-00) to Home Cabling System (6455 1 046-00) specifications.

BROADWAY™ Model 5



Model 5 Home Cabling System

BROADWAY Model 5 Home Cabling System

Part No: 6455 1 050-00

Model 5 Distribution System consists of:

- Cable Management System
- 4 way Free to Air TV Splitter
- Back Mount Frame with Disconnection Module
- 8 port HIGHWAY Patch Panel
- 2 way Bi-directional 950-1750MHz Subscription TV Splitter
- PMK outlets with white, red or blue Adaptor Clips (Qty. 5 ea.)
- BNC to F type Patch Leads (Qty. 2)
- RJ45 to RJ45 Patch Leads (Qty. 4)
- BNC to F type Adaptors (Qty. 5)
- Blue and Red FMK outlets (Qty. 5 ea.) with Dust Caps

BROADWAY™ Accessories

KRONE FMK



Wall Sockets and Dust Caps

KRONE PMK

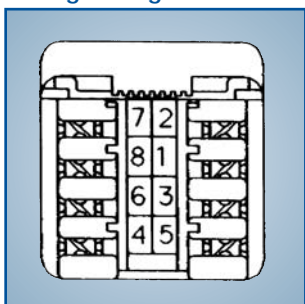


To be inserted into facia or Adaptor Clips

KRONE Adaptor Clips



Wiring Configuration



KRONE Patch Leads



BNC to F type for RF distribution
RJ45 to RJ45 for voice/data distribution

KRONE 8 Port Facia & End Caps



Application:

Superior high speed data and voice transmission outlets. These 8 way RJ socket outlet assemblies are suitable for direct termination of 100 twisted pair plastic insulated copper wires to KRONE LSA PLUS insulation displacement connectors. KRONE FMK sockets will mount in standard HPM and CLIPSAL face plates without the need for an adaptor.

Technical Specifications:

Environment for use: Indoors, in dry closed rooms
 Operating temperature range: -40°C to +70°C
 Maximum relative humidity: ≤93% non-condensing
 Transmission, performance and reliability:
 ≥ANSI/EIA 568A Cat. 5
 ≥ISO/IEC 11801 Cat. 5
 ≥EN 50173 Cat. 5
 Number of plug insertion cycles: ≤1250
 RJ interface resistance: ≤20mΩ
 Wire dia. range for solid and stranded copper conductors: 0.40-0.65mm²* (26-22 AWG)
 Wire insulation dia. range (PE, PVC): 0.70-1.40mm
 Contact resistance: ≤1mΩ typical
 Number of wire reterminations: ≥200
 Voltage rating: ≤150 VAC
 Current rating: ≤2 A
 Insulation resistance: ≥100MΩ at 500 VDC
 Safety: UL 1863
 Flammability rating of plastic housing: UL 94VO

*A maximum of 2 equal diameter solid conductors $\geq 0.4 \leq 0.5$ mm diameter can be terminated per slot. Only 1 conductor of stranded wire can be terminated per slot. If any conductors >0.5mm diameter have been terminated, reversion to smaller conductors is not possible.

KRONE recommends that 8 way RJ45 plugs only be used in conjunction with these outlets.

2 and 8 Way Splitters for Subscription and Free to Air TV

2 Way Bi-Directional Subscription TV Splitter

Frequency MHz:	5-40	40-1000	1000-1750	1750-2050
Insertion Loss (dB Max)	4.5	4.8	5.6	6.8
Isolation Port to Port (dB Min)	14	20	20	20
Input Return Loss (dB)	12	11	10	10


4 Way Free to Air TV Splitter

Frequency MHz:	5-40	40-1000	1000-1750	1750-2050
Insertion Loss (dB Max)	8.2	8.5	9.8	12.2
Isolation Port to Port (dB Min)	20	22	20	22
Input Return Loss (dB)	10	11	12	15

8 Way Free to Air TV Splitter

Frequency MHz:	5-40	40-1000	1000-1750	1750-2050
Insertion Loss (dB Max)	13.5	13.6	16	17
Isolation Port to Port (dB Min)	20	20	20	20
Input Return Loss (dB)	6	11	12	12

Splitters & Adaptors



RF distribution

Dimensions (mm)

Model 5

	Base Unit	Outer Frame
Height	320	375
Width	215	255
Depth	112	8
Overall depth	120	

Model 10


	Base Unit	Outer Frame
Height	328	363
Width	393	428
Depth	80	20
Overall depth	100	

Ordering Details

- BROADWAY Model 10 Home Cabling System.....6455 1 046-00
- BROADWAY Model 10 Base Unit6455 1 045-00
- BROADWAY Model 10 Upgrade Kit6455 1 049-00
- BROADWAY Model 5 Home Cabling System.....6455 1 050-00

BROADWAY Accessories

- 8 Port HIGHWAY Patch Panel Expansion Kit6455 2 059-00
 - PMK Outlets (Qty. 8)
 - 8 Port Facia
- Outlet Expansion Kit, white.....6455 2 058-10
 - PMK Outlets (Qty. 5)
 - Adaptor Clips, white (Qty. 5)
- Outlet Expansion Kit, red6455 2 058-20
 - PMK Outlets (Qty. 5)
 - Adaptor Clips, red (Qty. 5)
- Outlet Expansion Kit, blue.....6455 2 058-30
 - PMK Outlets (Qty. 5)
 - Adaptor Clips, blue (Qty. 5)
- RF Expansion Kit6455 2 064-00
 - BNC to F type adaptors (Qty. 5)
 - F male to F female right angle adaptors (Qty. 5)
- RF Splitter Kit.....6455 2 063-00
 - 2 way Subscription Bi-directional TV Splitter (Qty. 1)
 - BNC to F type Patch Leads (Qty. 2)
- RJ45 to RJ45 Patch Leads - 0.35m, blue (Qty. 2)6451 5 039-03
- RJ45 to RJ45 Patch Leads - 0.35m, red (Qty. 2)6451 5 090-03
- RJ45 to RJ45 Patch Leads - 0.35m, white (Qty. 2)6451 5 098-03
- Protective Plastic Cover6455 2 068-00



KRONE®

KRONE (Australia) HOLDINGS PTY LIMITED
 ACN 002 047 181
 PO Box 335, Wyong, NSW, 2259
 2 Hereford Street, Berkeley Vale, NSW, 2261
 Telephone: (02) 4389 5000
 Facsimile: (02) 4389 4499
 Toll Free Help Desk: 1800 801 298
 Email Address: kronehlp@krone.com.au
 Web Site: www.krone.com.au
 Quality Certified to ISO 9001
 CD5615



KRONE Asia Pacific Offices

	Telephone	Facsimile
Japan	+81 3 / 3578 1370	+81 3 / 3578 1360
Singapore	+65 / 538 8628	+65 / 538 8636
New Zealand	+64 4 / 576 9213	+64 4 / 576 9243
Hong Kong	+852 / 2865 4888	+852 / 2861 1444
Philippines	+63 2 / 848 9901	+63 2 / 848 9904
Indonesia	+62 21 / 520 0231	+62 21 / 522 1312
India	+91 80 / 225 1904	+91 80 / 225 1693
Thailand	+66 2 / 258 5801	+66 2 / 259 1367

*Specifications subject to change without notification