



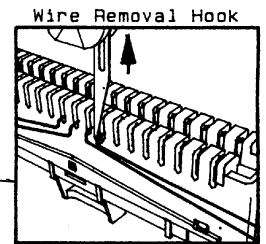
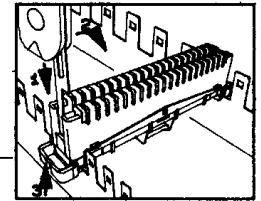
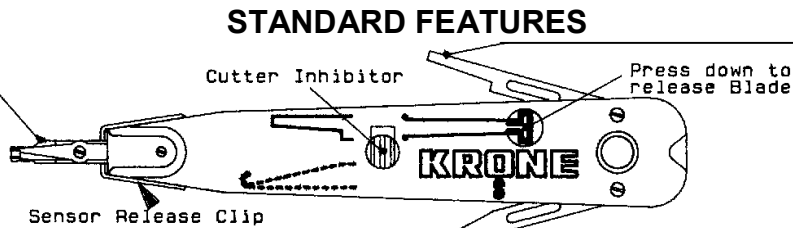
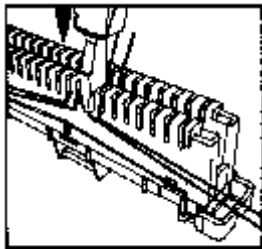
INSTALLATION INSTRUCTIONS FOR KRONE® LSA-PLUS® 'S' CONNECTION TOOL

PRODUCT NUMBER 6417 2 055-01

CONGRATULATIONS, YOU HAVE JUST RECEIVED YOUR KRONE 'S' (SENSOR) CONNECTION TOOL, DESIGNED TO MEET YOUR NEEDS FOR TERMINATING THE MANY TYPES OF CABLES FOUND IN TODAY'S ENVIRONMENT.

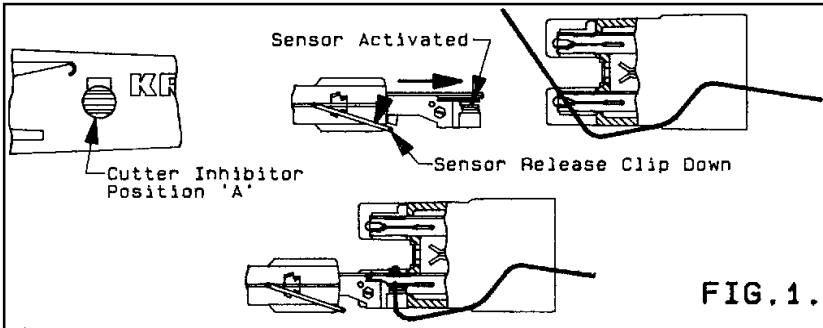
SPECIFICATIONS FOR 'S' TOOL.

- CONDUCTOR DIAMETERS - 0.4mm TO 0.9mm (27AWG TO 19AWG)
 INSULATION DIAMETERS - 0.7mm TO 1.9mm SOLID PVC.
 - 0.7mm TO 2.5mm CELLULAR FOAM.
- CABLE TYPES
 - TELEPHONE CABLE
 - IBM SPEC. CABLES: TYPES 1, 2, 3, 6 & 9.
 - DATA CABLES: B21, B20 AND SIMILAR 7/0.2mm CABLES.
 - B50, DEKRON AND SIMILAR 7/0.32mm CABLES.



OPERATING INSTRUCTIONS FOR 'S' TOOL

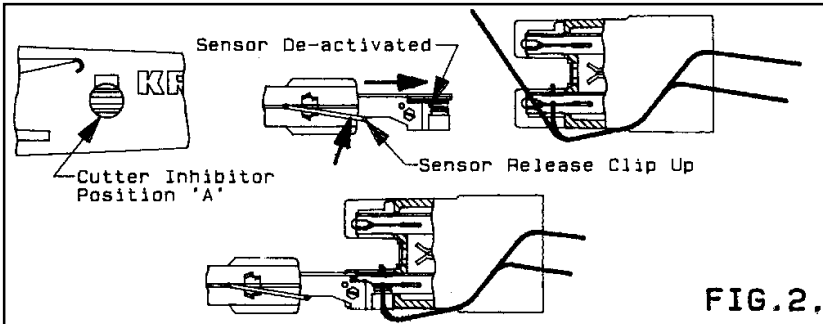
1. TERMINATION AND CUTTING OF THE FIRST WIRE IN A CONTACT SLOT.



PUSH SENSOR RELEASE CLIP DOWN AND TURN CUTTER INHIBITOR TO POSITION 'A'.

(SEE FIG. 1)

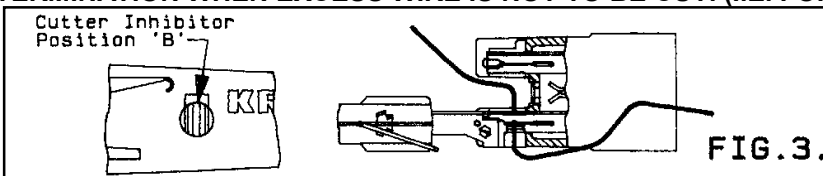
2. TERMINATION AND CUTTING OF THE SECOND WIRE IN A CONTACT SLOT



PUSH SENSOR RELEASE CLIP UP AND TURN CUTTER INHIBITOR TO POSITION 'A'.

(SEE FIG. 2)

3. TERMINATION WHEN EXCESS WIRE IS NOT TO BE CUT. (I.E. FOR BUS OR LOOP)



TURN CUTTER INHIBITOR TO POSITION 'B'.

(SEE FIG. 3)